












Annual Action Plan 2023

| No | Programme (PBB) | Sub-Programme (PBB) | Broad Activities | Location | Timeframe | | | | Cost | | | Programme Status | | Implementing Institution/Dept. | |
|-----|----------------------|---|---|----------------|-----------|---|---|---|------------|-----------|--------------|------------------|---------|--------------------------------|---------------|
| | | | | | 1 | 2 | 3 | 4 | GoG | IGF | Others | New | Ongoing | Lead | Collabo |
| 1. | Economic Development | Trade, Tourism and Industrial Development | Organise skills training and seminars for 100 women on small scale business management | Municipal Wide | → | | | | | 10,000 | | x | | BAC | Central Admin |
| 2. | Economic Development | Trade, Tourism and Industrial Development | Organise clients for business development, formalisation and standardisation | Municipal wide | → | | | | | 33,400 | | x | | BAC | Central Admin |
| 3. | Economic Development | Trade, Tourism and Industrial Development | Mobilize, register and train 10 co-operative groups in financial management and conduct auditing | Municipal Wide | → | | | | | 30,000 | | x | | BAC | Central Admin |
| 4. | Economic Development | Trade, Tourism and Industrial Development | Support cultural activities to promote domestic tourism | Municipal Wide | → | | | | | 40,000 | | x | | Central | Culture |
| 5. | Economic Development | Trade, Tourism and Industrial Development | Support the LED Activities | Municipal Wide | → | | | | | 27,000 | | x | | Agric Dept | Central Admin |
| 6. | Economic Development | Trade, Tourism and Industrial Development | Maintenance of Markets | Municipal Wide | → | | | | | 100,000 | | x | | Revenue Dept. | Central Admin |
| 7. | Economic Development | Trade, Tourism and Industrial Development | Construction of Bulk Storage Market consisting of 300 No. Stores, 5 No. Warehouses, 2 storey 20 unit Offices/Banking Hall, Health Post, Police Post, Fire Post, Creche, Bitumen Surfacing of Access Link Road(1.50KM), 1.20m Reinforced Pipe Culvert with 12m Length, Pavement Area(350sqm), 2 no. 20-Seater (W/C Toilet Facilities, 2 No. 10 unit Bathroom, extension of Electricity and Water to Area, Installation of 50 No. LED Streetlights, 2No. 30-seater capacity Restaurant, and 2 No. 50 Unit Capacity Parking Lots | Mankessim | → | | | | | | 20,000,000 | x | | MWD | Central Admin |
| 8. | Economic Development | Trade, Tourism and Industrial Development | Construction of 1 No. Seventy (70) Lockable Stores, Ten (10) Open Sheds and Pavement (1000m2) of Market Area, One (1) Butchers' Shops | Saltpond | → | | | | | | 9,601,897.75 | x | | MWD | Central Admin |
| 9. | Economic Development | Trade, Tourism and Industrial Development | Internal Management of the Organization for the BAC Department | Saltpond | → | | | | | 22,954.55 | | | | BAC | - |
| 10. | Economic Development | Trade, Tourism and Industrial Development | Counterpart Funding (SIF) | MMA | → | | | | 100,000.00 | | | | x | Central Admin | - |

| No | Programme (PBB) | Sub-Programme (PBB) | Broad Activities | Location | Timeframe | | | | Cost | | | Programme Status | | Implementing Institution/Dept. | |
|-----|-------------------------|---------------------------------------|--|----------------|-----------|---|---|---|-----------|-----------|-------------|------------------|---------|--------------------------------|---------------|
| | | | | | 1 | 2 | 3 | 4 | GoG | IGF | Others | New | Ongoing | Lead | Collabo |
| 11. | Economic Development | Agriculture Development | Educate & train FBOs in modern agro-practices and Coop Business Management | Municipal Wide | | | | | | 17,000 | 73,947 | x | | Agric Dept. | CIDA |
| 12. | Economic Development | Agriculture Development | Train 70 Poultry Farmers in Disease Mgt Control & Value-Chain Analysis | Municipal Wide | | | | | | 17,832 | | x | | Agric Dept. | Central Admin |
| 13. | Economic Development | Agriculture Development | Organize Farmers & Fishers' Day celebration | Municipal wide | | | | | 85,000 | | | x | | Agric Dept. | Central Admin |
| 14. | Economic Development | Agriculture Development | Vaccinate 1000 pets against rabies & 8000 birds against New Castle disease | Municipal Wide | | | | | | 21,000 | | x | | Agric Dept. | Central Admin |
| 15. | Economic Development | Agriculture Development | Provide capacity development for 30 fishermen & 30 fish mongers in appropriate technologies and management skills | Municipal Wide | | | | | | 6,955 | | x | | Agric Dept. | Fisheries |
| 16. | Economic Development | Agriculture Development | Provide training and awareness creation for 20 fish farmers on aquaculture management & emerging market trends | Municipal Wide | | | | | | 2,855 | | x | | Agric Dept. | Fisheries |
| 17. | Economic Development | Agriculture Development | Planting for Food and Jobs | Municipal Wide | | | | | 40,000.00 | | | | x | Agric Dept. | - |
| 18. | Economic Development | Agriculture Development | Rearing for Food and Jobs | Municipal Wide | | | | | 10,000.00 | | | | x | Agric Dept. | - |
| 19. | Economic Development | Agriculture Development | MAG Activities | Municipal Wide | | | | | | | 32,294.33 | | x | Agric Dept. | - |
| 20. | Economic Development | Agriculture Development | Maintenance of Slaughter House | Mankessim | | | | | | 200,000 | | x | | Environmental Dept. | Central Admin |
| 21. | Economic Development | Agriculture Development | Internal Management of the Organization for the Agric Department | Saltpond | | | | | | 22,954.55 | | | x | Agric Dept. | Central Admin |
| 22. | Economic Development | Agriculture Development | Support to Planting for Export and Rural Development | | | | | | 50,000.00 | | | | | Agric Dept. | |
| 23. | Social Service Delivery | Public Health Services and management | Undertake cap build for staff at CHPS zone to enhance provision of health services – Family Planning, Nutrition, referrals and screening | CHPS Zones | | | | | | 15,000 | | x | | MHD | Central Admin |
| 24. | Social Serv. Delivery | Public Health Services and management | Support Immunisation Services | Municipal Wide | | | | | | 25,000 | | x | | MHD | Central Admin |
| 25. | Social Serv. Delivery | Public Health Services and management | Provide IE&C on COVID, maternal health, FP, HIV, Malaria, TB at radio station, OPDs pub health facilities and outreaches | Municipal Wide | | | | | | 90,000 | | x | | MHD | Central Admin |
| 26. | Social Serv. Delivery | Public Health Services and management | Support for PLWHIV | Municipal Wide | | | | | 27,300 | | | | x | MHD | Central Admin |
| 27. | Social Serv. Delivery | Public Health Services and management | Construction of CHPS Compounds | Baifikrom | | | | | | | 427,770,000 | x | | MHD | MWD |

| No | Programme (PBB) | Sub-Programme (PBB) | Broad Activities | Location | Timeframe | | | | Cost | | | Programme Status | | Implementing Institution/Dept. | | |
|-----|-----------------------|--|---|--|-----------|---|---|---|------|------------|--------|------------------|---------|--------------------------------|---------|---------------|
| | | | | | 1 | 2 | 3 | 4 | GoG | IGF | Others | New | Ongoing | Lead | Collabo | |
| | | | | Egyaa No.1, Yamorans a Amissahkr om | | → | | | | | | | | | | |
| 28. | Social Serv. Delivery | Public Health Services and management | Expand, upgrade and equip health facilities with private sector involvement | Mankesim Market CHPS, Dominase Health Center, Eshirow CHPS, Nkwanta CHPS | | → | | | | 20,000 | | | x | | MHD | Central Admin |
| 29. | Social Serv. Delivery | Public Health Services and management | Completion of 1 no. 2 unit bedroom semi-detached residential accommodation for Nurses | Saltpond | | → | | | | 664,100.4 | | | | x | MWD | MHD |
| 30. | Social Serv. Delivery | Public Health Services and management | Procurement of Medical supplies for medical facilities | Ekurabadze CHPS, other medical facilities | | → | | | | 129,485.06 | | | x | | MHD | Central Admin |
| 31. | Social Serv. Delivery | Public Health Services and management | Internal Management of the Organization for the Health Department | Saltpond | | → | | | | 25,254.30 | | | | x | MHD | Central Admin |
| 32. | Social Serv. Delivery | Education, youth & sports and Library services | Organise quarterly monitoring visits to schools. | Municipal Wide | | → | | | | 9,680 | | | x | | MED | MEHU |
| 33. | Social Serv. Delivery | Education, youth & sports and Library services | Organise "My First Day" at School Programme | Municipal Wide | | → | | | | 30,000 | | | x | | MED | Central Admin |
| 34. | Social Serv. Delivery | Education, youth & sports and Library services | Sponsor Science, Mathematics and Technology, Innovation (STMIE) clinic | Municipal Wide | | → | | | | 30,000 | | | x | | MED | Central Admin |
| 35. | Social Serv. Delivery | Education, youth & sports and Library services | Provide support for MEOC and BECE Exams | Municipal Wide | | → | | | | 11,686 | | | x | | MED | Central Admin |
| 36. | Social Serv. Delivery | Education, youth & sports and Library services | Org. INSET / orientation for teachers in language and literacy | Municipal Wide | | → | | | | 20,000 | | | x | | MED | Central Admin |
| 37. | Social Serv. Delivery | Education, youth & sports and Library services | Org. well-coord sports & culture festival Basic & 2 nd Cycle Sch. | Municipal Wide | | → | | | | 16,960 | | | x | | MED | Central Admin |

| No | Programme (PBB) | Sub-Programme (PBB) | Broad Activities | Location | Timeframe | | | | Cost | | | Programme Status | | Implementing Institution/Dept. | |
|-----|-----------------------|--|---|---|---|---|---|---|-----------|-----------|-----------|------------------|---------|--------------------------------|---------------|
| | | | | | 1 | 2 | 3 | 4 | GoG | IGF | Others | New | Ongoing | Lead | Collabo |
| 38. | Social Serv. Delivery | Educ., Youth & Sports and Libr. Services | Provide 500 mono and 1500 dual desks for Basic Schools and 100 teachers desks | Selected Schools |  | | | | | 400,000 | | x | | MED | MWD |
| 39. | Social Serv. Delivery | Educ., Youth & Sports and Libr. Services | Construct disability friendly classroom blocks with toilet facilities and landscaping at all levels | Mampong Nkramofokrom, Obuadze, Yamoransa Cath. JHS |  | | | | 1,200,000 | | 2,000,000 | x | | MED | MWD |
| 40. | Social Serv. Delivery | Educ., Youth & Sports and Libr. Services | Completion of disability friendly classroom blocks with toilet facilities and landscaping at all levels | Biriwa, Saltpond, Pomase, Abonko, Mankessim, Dominase |  | | | | 1,900,000 | | 1,000,000 | | x | MED | MWD |
| 41. | Social Serv. Delivery | Educ., Youth & Sports and Libr. Services | Scholarship/ Bursary for Needy but brilliant student | Municipal wide |  | | | | 80,000 | | 50,000 | x | | MED | |
| 42. | Social Serv. Delivery | Educ., Youth & Sports and Libr. Services | Rehabilitate weak and collapsing structures with landscaping | Biriwa Methodist Edumadze MA Obuadze MA school Abonko JHS Kormantse Meth Prim A |  | | | | | 420,000 | | x | | MED | MWD |
| 43. | Social Serv. Delivery | Educ., Youth & Sports and Libr. Services | Maintenance of School Buildings & Other Municipal Properties | Municipal Wide |  | | | | | 480,000 | | x | | MED | MWD |
| 44. | Social Serv. Delivery | Educ., Youth & Sports and Libr. Services | Support School Feeding Programme in a sustainable way | Selected Schools |  | | | | | 10,000 | | | x | MED | Central Admin |
| 45. | Social Serv. Delivery | Educ., Youth & Sports and Libr. Services | Municipal Teachers Awards | Municipal Wide |  | | | | | 20,000 | | x | | MED | MWD |
| 46. | Social Serv. Delivery | Educ., Youth & Sports and Libr. Services | Support to Ghana Education Service | Saltpond |  | | | | | 18,868.04 | | x | | MED | MWD |
| 47. | Social Serv. Delivery | Educ., Youth & Sports and Libr. Services | Internal Management of the Organization for the Education Department | Saltpond |  | | | | | 22,954.55 | | | x | MED | - |
| 48. | Social Serv. Delivery | Social Welfare and Comm. Serv | Identify 100 street /delinquent children / dropouts & put them into schools/apprenticeship | Municipal Wide |  | | | | | 18,000 | | x | | SW&CD | Central Admin |

| No | Programme (PBB) | Sub-Programme (PBB) | Broad Activities | Location | Timeframe | | | | Cost | | | Programme Status | | Implementing Institution/Dept. | |
|-----|-----------------------|-------------------------------|---|---------------------|-----------|---|---|---|----------|-----------|--------|------------------|---------|--------------------------------|-----------------|
| | | | | | 1 | 2 | 3 | 4 | GoG | IGF | Others | New | Ongoing | Lead | Collabo |
| 49. | Social Serv. Delivery | Social Welfare and Comm. Serv | Organise LEAP Disbursements for beneficiaries | Municipal Wide | → | | | | | 10,000 | | x | | SW&CD | Central Admin |
| 50. | Social Serv. Delivery | Social Welfare and Comm. Serv | Organise women, youth groups and children & educate them on effects of child prostitution, drug abuse and other social vices | Municipal Wide | → | | | | | 15,000 | | x | | SW&CD | Central Admin |
| 51. | Social Serv. Delivery | Social Welfare and Comm. Serv | Undertake child protection activities | Municipal Wide | → | | | | | | 6,000 | x | | SW&CD | UNICE F |
| 52. | Social Serv. Delivery | Social Welfare and Comm. Serv | Organise workshops to improve women's participation in gov. | Saltpond | → | | | | | 9,650 | | x | | Gender Desk Officer | Central Admin |
| 53. | Social Serv. Delivery | Social Welfare and Comm. Serv | Gender mainstreaming- Gender-based violence and Covid-19, Child Marriage and Covid-19 impact on Gender Sexual and Gender Based Violence | Municipal Wide | → | | | | 10,000 | | | | x | Gender Desk Officer | Central Admin. |
| 54. | Social Serv. Delivery | Social Welfare and Comm. Serv | Register, inspect and monitor Early Childhood Dev't. Centres and NGOs | Municipal Wide | → | | | | 20,000 | | | x | | SW&CD | MED |
| 55. | Social Serv. Delivery | Social Welfare and Comm. Serv | Hold Disability Fund Mgt Com. Mtgs & disburse the disability fund | Municipal Wide | → | | | | 330,000 | | | | x | SW&CD | Central Admin |
| 56. | Social Serv. Delivery | Social Welfare and Comm. Serv | Create awareness for boys & girls to eliminate all forms of violence and discrimination | Municipal Wide | → | | | | | 5,000 | | x | | Gender Desk Officer | SW&C D MED NCCE |
| 57. | Social Serv. Delivery | Social Welfare and Comm. Serv | Internal Management of the Organization for the Social Welfare and Community Development Department | Saltpond | → | | | | | 22,954.55 | | | x | SW&CD | Central Admin |
| 58. | Social Serv. Delivery | Social Welfare and Comm. Serv | Administrative Expenses to Department of Social Welfare and Community Development | Saltpond | → | | | | 8,000.00 | | | | x | SW&CD | Central Admin |
| 59. | Social Serv. Delivery | Envtl Health & San. Serv | Declare 4 communities open defecation free | Municipal wide | → | | | | | 15,800 | | x | | MEHU | Central Admin |
| 60. | Social Serv. Delivery | Envtl Health & San. Serv | Procure tools and chemicals for clean-up & sanitation day | Saltpond | → | | | | | 218,000 | | x | | MEHU | Central Admin |
| 61. | Social Serv. Delivery | Envtl Health & San. Serv | Procure sanitation equipment, Disinfectants, insecticides, | Saltpond | → | | | | 125,000 | | | x | | MEHU | Central Admin |
| 62. | Social Serv. Delivery | Envtl Health & San. Serv | Conduct routine premise sanitation inspection | Saltpond | → | | | | | 10,000 | | x | | MEHU | Central Admin |
| 63. | Social Serv. Delivery | Envtl Health & San. Serv | Educate and screen food vendors on food safety & environmental sanitation | Electoral Areas | → | | | | | 21,760 | | x | | MEHU | Central Admin |
| 64. | Social Serv. Delivery | Envtl Health & San. Serv | Educate the populace on environmental sanitation (CLTS) | All Electoral Areas | → | | | | 40,000 | 5,000 | | x | | MEHU | Central Admin |

| No | Programme (PBB) | Sub-Programme (PBB) | Broad Activities | Location | Timeframe | | | | Cost | | | Programme Status | | Implementing Institution/Dept. | |
|-----|-----------------------|-------------------------------|--|------------------|-----------|---|---|---|------------|------------|--------|------------------|---------|--------------------------------|---------------|
| | | | | | 1 | 2 | 3 | 4 | GoG | IGF | Others | New | Ongoing | Lead | Collabo |
| 65. | Social Serv. Delivery | Envtl Health & San. Serv | Support to Water & Sanitation | Municipal city | → | | | | 40,000 | 10,000 | | x | | MEHU | Central Admin |
| 66. | Social Serv. Delivery | Envtl Health & San. Serv | Sanitation Improvement Package | Saltpond | → | | | | 230,000 | | | x | | MEHU | Central Admin |
| 67. | Social Serv. Delivery | Envtl Health & San. Serv | Clearing &Fumigation of final disposal site | Saltpond | → | | | | 83,574.77 | 40,000 | | x | | MEHU | Central Admin |
| 68. | Social Serv. Delivery | Envtl Health & San. Serv | National Fumigation | Saltpond | → | | | | 184,000 | | | x | | MEHU | Central Admin |
| 69. | Social Serv. Delivery | Envtl Health & San. Serv | Provision for Local Sanitation Management | Saltpond | → | | | | 300,000.00 | 150,000.00 | | | x | MEHU | Central Admin |
| 70. | Social Serv. Delivery | Envtl Health & San. Serv | Construction of 1 No. 12-Seater Bio-Digester Toilet with Mechanized Borehole Facility | Otsir | → | | | | 250,000.00 | | | x | | MWD | MEHU |
| 71. | Social Serv. Delivery | Envtl Health & San. Serv | Acquire land for cemetery | Ewoyaa | → | | | | 200,000 | | | | | MEHU | PPD |
| 72. | Envtl Mgt | Disaster Prev. & Mgt | Organize disaster preventive & mitigation programmes for premises | Municipal city | → | | | | | 26,249 | | x | | NADMO | GNFS |
| 73. | Envtl Mgt | Disaster Prev. & Mgt | Procure relief items for disaster victims | NADMO | → | | | | | 250,000 | | x | | NADMO | Central Admin |
| 74. | Envtl Mgt | Disaster Prev. & Mgt | Undertake tree planting exercise | 7 zonal councils | → | | | | | 21,000 | | | x | NADMO | Agric Dept. |
| 75. | Envtl Mgt | Disaster Prev. & Mgt | Organize climate change awareness and adaptability programmes | Municipal Wide | → | | | | | 44,000 | | x | | NADMO | Agric Dept. |
| 76. | Envtl Mgt | Disaster Prev. & Mgt | Public education on the need to protect wetland | Municipal wide | → | | | | | 10,000 | | | | NADMO | EHU |
| 77. | Envtl Mgt | Disaster Prev. & Mgt | Internal Management of the Organization for the Disaster Prevention and Management | Saltpond | → | | | | | 22,954.55 | | | x | NADMO | - |
| 78. | Infra. Deliv. and Mgt | Spatial Planning | Register all Assembly's landed properties | Municipal Wide | → | | | | | 39,250 | | | x | MPPD | Central Admin |
| 79. | Infra. Deliv. and Mgt | Spatial Planning | Prepare Spatial Development Framework/ Structural Plan and Update Planning Schemes | MMA | → | | | | | 200,000 | | | x | MPPD | Central Admin |
| 80. | Infra. Deliv. and Mgt | Spatial Planning | Expand the Street Addressing & Prop Numbering Project | Municipal Wide | → | | | | | 250,000 | | | x | MPPD | Central Admin |
| 81. | Infra. Deliv. and Mgt | Spatial Planning | Organize Tech Sub-Com and Statutory meetings | MMA | → | | | | | 79,580 | | | x | MPPD | Central Admin |
| 82. | Infra. Deliv. and Mgt | Spatial Planning | Internal Management of the Organization the Physical Planning Department | MMA | → | | | | | 25,254.30 | | | x | PPD | - |
| 83. | Infra. Deliv. and Mgt | Spatial Planning | Administrative Expenses to Spatial Planning Office | MMA | → | | | | 13,000.00 | | | | x | PPD | |
| 84. | Infra. Deliv. and Mgt | Urban Roads & Transport Serv. | Traffic Safety and Management (Construct 3 No. Speed humps and Installation of Road Signs) | Selected Roads | → | | | | | 100,000 | | x | | URD | Central Admin |

| No | Programme (PBB) | Sub-Programme (PBB) | Broad Activities | Location | Timeframe | | | | Cost | | | Programme Status | | Implementing Institution/Dept. | |
|-----|-----------------------|-------------------------------|--|---|-----------|---|---|---|--------------|-----|--------------|------------------|---------|--------------------------------|---------------|
| | | | | | 1 | 2 | 3 | 4 | GoG | IGF | Others | New | Ongoing | Lead | Collabo |
| 85. | Infra. Deliv. and Mgt | Urban Roads & Transport Serv. | Rehabilitation of Mankessim Area Roads PH 1 5.50km (0.60m U-drain, 0.90 U-drain, Sub-base, Base, Primer Seal and Seal. | Makessim | | | | | 500,000.00 | | | | x | URD | Central Admin |
| 86. | Infra. Deliv. and Mgt | Urban Roads & Transport Serv. | Drainage Maintenance De-silting of culvert/Earth Channel and Open Drains | Municipal Wide | | | | | 600,000.00 | | | | x | URD | Central Admin |
| 87. | Infra. Deliv. and Mgt | Urban Roads & Transport Serv. | Walkway Maintenance Grass cutting | Saltpond High Street Ajumako-Baifikrom Makessim Road Residency Road | | | | | 100,000.00 | | | | x | URD | Central Admin |
| 88. | Infra. Deliv. and Mgt | Urban Roads & Transport Serv. | Road Maintenance Pothole Patching and Grading of selected roads within Mfantseman Municipality | Selected Roads | | | | | 1,000,000.00 | | | | x | URD | Central Admin |
| 89. | Infra. Deliv. and Mgt | Urban Roads & Transport Serv. | Construct of 60 no. Lockable Stores | Anomabo | | | | | 5,000,000 | | | x | | URD | Central Admin |
| 90. | Infra. Deliv. and Mgt | Urban Roads & Transport Serv. | Construction of 6 no. Stalls (Open sheds) | Anomabo | | | | | | | 1,191,411.00 | x | | MWD | |
| 91. | Infra. Deliv. and Mgt | Urban Roads & Transport Serv. | Construction of lorry Park and Lockable Stores | Yamoransa | | | | | 2,794,274 | | | x | | MWD | Central Admin |
| 92. | Infra. Deliv. and Mgt | Urban Roads & Transport Serv. | Construction of Bus Terminal Access Road, Paving, Retaining Wall, Excavation by Dredging and Channel Improvement | Mankessim | | | | | | | 3,000,000.00 | | x | MWD | Central Admin |
| 93. | Infra. Deliv. and Mgt | Urban Roads & Transport Serv. | Construction of Bus Terminal at, Bypass, Saltpond consisting of 2 no. Terminal Sheds, 3-unit Offices accommodation, 2 No. Toll Booths, Metal Fencing, 1 No. 10 Unit Toilet Facilities, Walkway along old Saltpond Road, Extension of Electricity and Paving of the Terminal (1800m2) | Saltpond | | | | | 4,361,897.75 | | | x | | MWD | Central Admin |
| 94. | Infra. Deliv. and Mgt | Urban Roads & Transport Serv. | Bitumen Surfacing of Jatt Base- Ahenfia Street (0.425km), Pentecost Street (0.20km) and School Junction Street | Yamoransa | | | | | 2,898,907.14 | | | | x | URD | Central Admin |

| No | Programme (PBB) | Sub-Programme (PBB) | Broad Activities | Location | Timeframe | | | | Cost | | | Programme Status | | Implementing Institution/Dept. | | |
|------|-----------------------|--|--|--------------------------------|-----------|---|---|---|------------|------------------|--------------|------------------|---------|--------------------------------|---------|---------------|
| | | | | | 1 | 2 | 3 | 4 | GoG | IGF | Others | New | Ongoing | Lead | Collabo | |
| | | | (0.285km) Yamoransa | | | | | | | | | | | | | |
| 95. | Infra. Deliv. and Mgt | Urban Roads & Transport Serv. | Provision of Access Road to District Court | Saltpond | → | | | | 7,309.25 | | | | x | | URD | Central Admin |
| 96. | Infra. Deliv. and Mgt | Urban Roads & Transport Serv. | Undertake surfacing works (Pothole patching, resealing, reshaping and Asphalt overlay) | Selected roads | → | | | | | | 2,309,000 | x | | | URD | Central Admin |
| 97. | Infra. Deliv. and Mgt | Urban Roads & Transport Serv. | Construction of U-drains (0.6m/0.9) | Saltpond Mankessim | → | | | | | | 4,000,000 | x | | | URD | Central Admin |
| 98. | Infra. Deliv. and Mgt | Urban Roads & Transport Serv. | Construction of Biriwa to Asafora Road | Biriwa-Asafora | → | | | | | | 9,000,000 | x | | | URD | Central Admin |
| 99. | Infra. Deliv. and Mgt | Urban Roads & Transport Serv. | Rehabilitation of Kuntu Area Road | Kuntu | → | | | | | | 10,000,000 | x | | | URD | Central Admin |
| 100. | Infra. Deliv. and Mgt | Urban Roads & Transport Serv. | Administrative Expenses to Department of Urban Roads | MMA | → | | | | 18,000.00 | | | x | | | URD | Central Admin |
| 101. | Infra. Deliv. and Mgt | Urban Roads & Transport Serv. | Internal Management of the Organization the Urban Road Department | MMA | → | | | | | 22,954.55 street | | | x | | URD | Central Admin |
| 102. | Infra. Deliv. and Mgt | Public Works, Rural, Housing & Water Mgt | Installation and maintenance of streetlights | 10 Electoral Areas and Schools | → | | | | | 400,000 | | | x | | MWD | Central Admin |
| 103. | Infra. Deliv. and Mgt | Public Works, Rur, Housing & Water Mgt | Rehabilitation of Biriwa Market | Biriwa | → | | | | 220,000.00 | | | | x | | MWD | Central Admin |
| 104. | Infra. Deliv. and Mgt | Public Works, Rur, Housing & Water Mgt | Renovation of Bungalows | MMA | → | | | | 104,823.14 | | | | x | | MWD | Central Admin |
| 105. | Infra. Deliv. and Mgt | Public Works, Rur, Housing & Water Mgt | Renovation of Office Buildings | MMA | → | | | | 60,000 | 20,000.00 | | | x | | MWD | Central Admin |
| 106. | Infra. Deliv. and Mgt | Public Works, Rural, Housing & Water Mgt | Internal Management of the Organization the Works Department | MMA | → | | | | | 25,254.30 | | x | | | MWD | Central Admin |
| 107. | Infra. Deliv. and Mgt | Public Works, Rural, Housing & Water Mgt | Support Community Initiated Projects sustainably | 10 Electoral Areas | → | | | | | 500,000 | | | x | | MWD | Central Admin |
| 108. | Infra. Deliv. and Mgt | Public Works, Rural, Housing & Water Mgt | Completion of court Complex | Saltpond | → | | | | 76,243.20 | | | | x | | MWD | Central Admin |
| 109. | Infra. Deliv. and Mgt | Public Works, Rural, Housing & Water Mgt | Construction of 600m fencing with 1m high blockwork and 2m chain link, 20 lockable stores, supply and installation of additional street lights at the Ansa Park, Mankessim | Mankessim | → | | | | | | 3,616,254.98 | x | | | MWD | Contractor |

| No | Programme (PBB) | Sub-Programme (PBB) | Broad Activities | Location | Timeframe | | | | Cost | | | Programme Status | | Implementing Institution/Dept. | |
|------|-----------------------|--|---|----------------|-----------|---|---|---|-----------|------------|-----------|------------------|---------|--------------------------------|---------------|
| | | | | | 1 | 2 | 3 | 4 | GoG | IGF | Others | New | Ongoing | Lead | Collabo |
| 110. | Infra. Deliv. and Mgt | Public Works, Rural, Housing & Water Mgt | Extension of Electricity to Anomabo New Site | Afaafa | | | | | | | 5,000,000 | x | | MWD | Contract or |
| 111. | Management & Admin | General Admin | Composite Budget/Procurement and Plan Preparation | MMA | | | | | | 80,000 | | | x | MWD | Central Admin |
| 112. | Management & Admin. | General Admin. | Organise all mandatory & statutory meetings of the Assembly | MMA | | | | | | 431,315 | | | x | Central Admin | Other Depts. |
| 113. | Management & Admin. | General Admin. | Implement Operation and Maintenance Plan | Municipal wide | | | | | | 1,780,000 | | | x | MWD | Central Admin |
| 114. | Management & Admin. | General Admin. | Organize Zonal Councils Meetings | Zonal Councils | | | | | | 50,000 | | | x | Central Admin | Other Depts. |
| 115. | Management & Admin. | General Admin. | Construction of staff residential accommodation with landscaping | Saltpond | | | | | 2,000,000 | 3,000,000 | | x | | Central Admin | Central Admin |
| 116. | Management & Admin. | General Admin. | Transfer Grants | MMA | | | | | | 50,000 | | | | | |
| 117. | Management & Admin. | General Admin. | Completion of office block with landscaping | Saltpond | | | | | 1,000,000 | | | | x | MWD | Central Admin |
| 118. | Management & Admin. | General Admin. | Construction of 1 no. 3 bedroom Residential Accommodation for Municipal Judge | Saltpond | | | | | 87,359.81 | | | | x | MWD | Central Admin |
| 119. | Management & Admin. | General Admin. | Procurement of Furnishing for District Court | Saltpond | | | | | 200,000 | | | x | | MWD | Central Admin |
| 120. | Management & Admin. | General Admin. | Implement the Municipal Anti-Corruption Plan/ programmes | Municipal Wide | | | | | | 13,400 | | x | | NCCE | Central Admin |
| 121. | Management & Admin. | General Admin. | Undertake auditing activities | Municipal Wide | | | | | | 80,000 | | | x | I.A | Central Admin |
| 122. | Management & Admin. | General Admin. | Conduct Civic Education Programmes | Municipal Wide | | | | | | 21,600 | | | x | NCCE | Central Admin |
| 123. | Management & Admin | General Admin | Monitoring of Projects and Programme | Municipal Wide | | | | | | 70,000 | | | | Central Admin | - |
| 124. | Management & Admin. | General Admin. | Support all National Day celebrations in the Municipality | Municipal Wide | | | | | | 400,000 | | | x | Central Admin | MFD |
| 125. | Management & Admin. | General Admin. | Procurement of Office Furniture and Fittings and other Logistics for Zonal Councils | MMA | | | | | | 100,000 | | x | | Central Admin | MWD |
| 126. | Management & Admin. | General Admin. | Procure Desktops, Laptops accessories, Printers, Photocopies etc. | MMA | | | | | | 300,000 | | x | | Central Admin | Other Depts |
| 127. | Management & Admin. | General Admin. | Procure pick-ups for office use, | MMA | | | | | | 820,000 | | x | | Transp. | Central Admin |
| 128. | Management & Admin. | General Admin. | Maintenance, Repairs and Servicing of Official Vehicles | MMA | | | | | | 80,000.00 | | | x | Transp. | Central Admin |
| 129. | Management & Admin. | General Admin. | Repair, Renewals and Maintenance of Plant and Equipment's | MMA | | | | | | 52,382.14 | | x | | Transp. | Central Admin |
| 130. | Management & Admin. | General Admin. | Printing and Publication/ Stationery | MMA | | | | | | 300,000 | | x | | Central Admin | - |
| 131. | Management & Admin. | General Admin. | Purchasing of Office Equipment and accessories | MMA | | | | | | 100,000.00 | | | x | Central Admin | - |

| No | Programme (PBB) | Sub-Programme (PBB) | Broad Activities | Location | Timeframe | | | | Cost | | | Programme Status | | Implementing Institution/Dept. | |
|------|---------------------|----------------------------------|--|----------------|-----------|---|---|---|------------|------------|--------------|------------------|---------|--------------------------------|------------------|
| | | | | | 1 | 2 | 3 | 4 | GoG | IGF | Others | New | Ongoing | Lead | Collabo |
| 132. | Management & Admin. | General Admin. | Travelling and Transport | MMA | → | | | | | 100,000 | | | x | Central Admin | - |
| 133. | Management & Admin. | General Admin. | Traditional Council support & Festivals | MMA | → | | | | | 10,000 | | | x | Central Admin | - |
| 134. | Management & Admin. | General Admin. | Utilities and Subscriptions | MMA | → | | | | | 50,000.00 | | | x | Central Admin | - |
| 135. | Management & Admin. | General Admin. | Protocol Services | MMA | → | | | | 20,000.00 | | | | x | Central Admin | - |
| 136. | Management & Admin. | General Admin. | Local Consultancy Services | MMA | → | | | | | 474,689.63 | | | x | Central Admin | - |
| 137. | Management & Admin. | General Admin. | NALAG Dues | MMA | → | | | | 5,287.28 | | | | x | Central Admin | - |
| 138. | Management & Admin. | General Admin. | Donations and Contributions | MMA | → | | | | 30,000.00 | 50,000.00 | | | x | Central Admin | - |
| 139. | Management & Admin. | General Admin. | MP's Project and Programmes | MMA | → | | | | 600,000.00 | | | | x | MP | MMA |
| 140. | Management & Admin. | General Admin. | Legislative Oversight Responsibility of the Assembly | MMA | → | | | | 10,000.00 | 5,000.00 | | | | Central Admin | - |
| 141. | Management & Admin | General Admin. | Compensation for Project Affected Persons under the GSCSP | MMA | → | | | | | 100,000 | | | x | Central Admin | - |
| 142. | Management & Admin | General Admin. | Consultancy Services for Safeguards for GSCSP Projects | MMA | → | | | | | | 119,885.70 | | x | Central Admin | consultant |
| 143. | Management & Admin | General Admin. | Consultancy Services for Design and Supervision for GSCSP | MMA | → | | | | | | 1,549,808.00 | | x | Central Admin | consultant |
| 144. | Management & Admin | General Admin. | Capacity Support of GSCSP | MMA | → | | | | | | 172,794.00 | | | Central Admin | - |
| 145. | Management & Admin | General Admin. | M&E for GSCSP projects | MMA | → | | | | | | 121,819.95 | | x | Central Admin | M&E Team |
| 146. | Management & Admin. | General Admin. | Internal Management of the Organization Statistical Department | MMA | → | | | | | 22,954.55 | | | x | Stats | - |
| 147. | Management & Admin. | General Admin. | Data Collection on Properties and Businesses | MMA | → | | | | | 20,000.00 | | | x | Stats | - |
| 148. | Management & Admin. | General Admin. | Administrative Expenses to the Statistical Department | MMA | → | | | | 8,000.00 | | | x | | Stats | - |
| 149. | Management & Admin. | General Admin. | Disseminate govt policies and progs to community members | MMA | → | | | | | 15,000 | | | x | ISD | Central Admin |
| 150. | Management & Admin. | General Admin. | Servicing of Meetings | MMA | → | | | | 89,143.03 | 90,000.00 | | | x | Central Admin | - |
| 151. | Management & Admin. | General Admin. | Support for Self Help Project of Communities | MMA | → | | | | 232,106.60 | | | | | Central Admin | Assembly Members |
| 152. | Management & Admin. | Finance and Revenue Mobilization | Valuation of Properties | Municipal Wide | → | | | | 233,500 | | | x | | Central Admin | Revenue |

| No | Programme (PBB) | Sub-Programme (PBB) | Broad Activities | Location | Timeframe | | | | Cost | | | Programme Status | | Implementing Institution/Dept. | |
|------|---------------------|----------------------------------|--|-----------------|-----------|---|---|---|----------|------------|--------|------------------|---------|--------------------------------|---------------|
| | | | | | 1 | 2 | 3 | 4 | GoG | IGF | Others | New | Ongoing | Lead | Collabo |
| 153. | Management & Admin. | Finance and Revenue Mobilization | Construction of Revenue Check Points and Procurement of 8 No. Polykiosk for Revenue Activities | | | | | | | 170,068.80 | | x | | Central Admin | Revenue |
| 154. | Management & Admin. | Finance and Revenue Mobilization | Update revenue database | MMA | | | | | | 100,000 | | | x | MFD | MPPD |
| 155. | Management & Admin. | Finance and Revenue Mobilization | Implement the Revenue Improvement Action Plan | Municipal Wide | | | | | | 310,000 | | | x | MFD | Central Admin |
| 156. | Management & Admin. | Planning, Budgeting, M&E | Prepare 2024 AAP, Budget, Fee-Fixing Resolution and Procurement Plan | MMA | | | | | | 70,000 | | | x | Planning/Budget | Other Depts. |
| 157. | Management & Admin. | Planning, Budgeting, M&E | Organize at least 2 PFM Town Hall Meetings and Public Education | Electoral Areas | | | | | | 50,000 | | | x | Planning | Other Depts. |
| 158. | Management & Admin. | Planning, Budgeting, M&E | Provision for Sub-Structures Activities | Zonal Councils | | | | | 2,842 | 60,000.00 | | | x | Planning | Other Depts. |
| 159. | Management & Admin. | Planning, Budgeting, M&E | Organize MPCU, inspect, Monitor and Evaluate Prog and Projects | Municipal Wide | | | | | | 60,000 | | | x | Planning | MPCU |
| 160. | Management & Admin. | Human Resource | Undertake capacity building programmes, provision of logistics & recruitment at all levels | MMA | | | | | 651,859 | | | | x | HRD | Central Admin |
| 161. | Management & Admin. | Human Resource | Compensation of Employees | MMA | | | | | | 45,000.00 | | x | | HRD | Central Admin |
| 162. | Management & Admin. | Human Resource | Internal Management of the Organization HR Department | MMA | | | | | | 22,954.55 | | x | | HRD | - |
| 163. | Management & Admin. | Human Resource | Administrative Expenses to the HR Department | MMA | | | | | 8,000.00 | | | | | HRD | - |